



Prescription Review

- A Tool in Patient Care

PUBLIC HEALTH
ALWAYS WORKING FOR A SAFER AND
HEALTHIER COMMUNITY

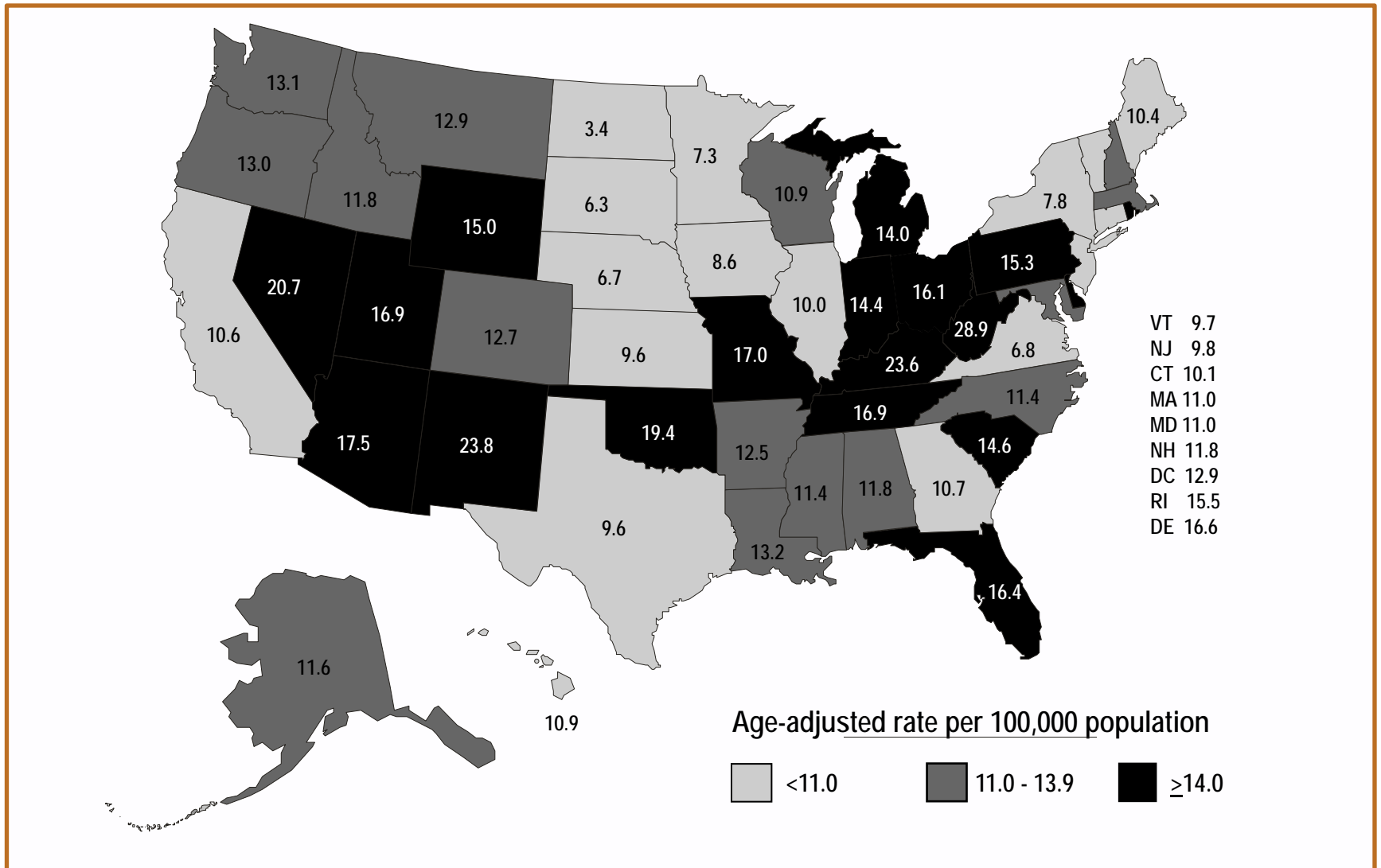


Prescription Review
Prescribe health Dispense safely

The Rx Abuse Epidemic


WA Prescription Monitoring Program

Death Rates for Drug Overdose by State, 2010



Data: WONDER multiple causes mortality files, age-adjusted death rates for 2010. Deaths whose underlying cause was coded to unintentional (X40-44), intentional (X60-64, X85), or undetermined intent (Y10-14) drug poisoning.

For every  Rx opioid overdose death in 2011,
there were...

 **12** treatment admissions for opioids

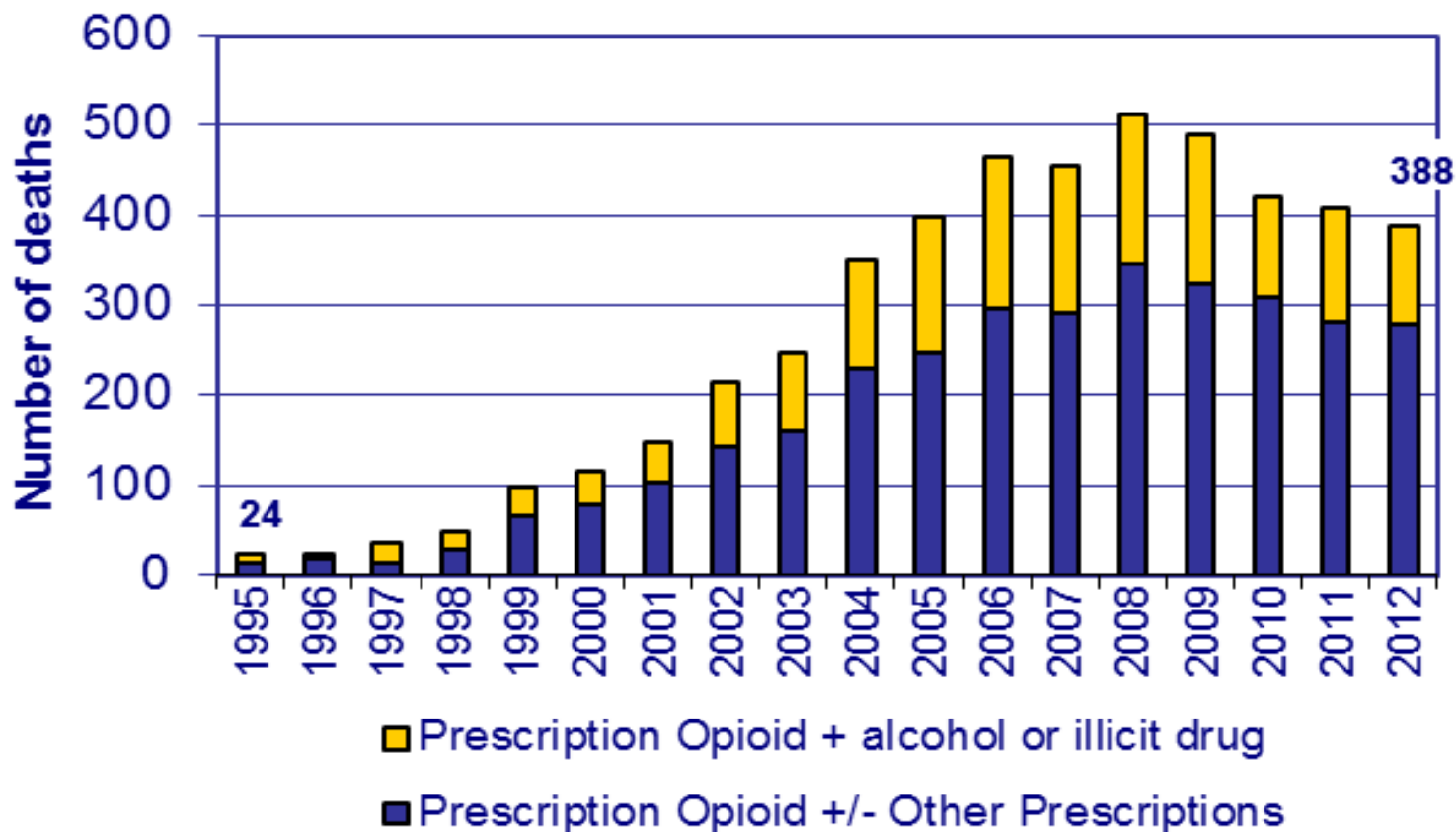
 **25** emergency department visits for opioids

 **105** people who abused or were dependent on opioids

 **659** nonmedical opioid users

0 100 200 300 400 500 600 700

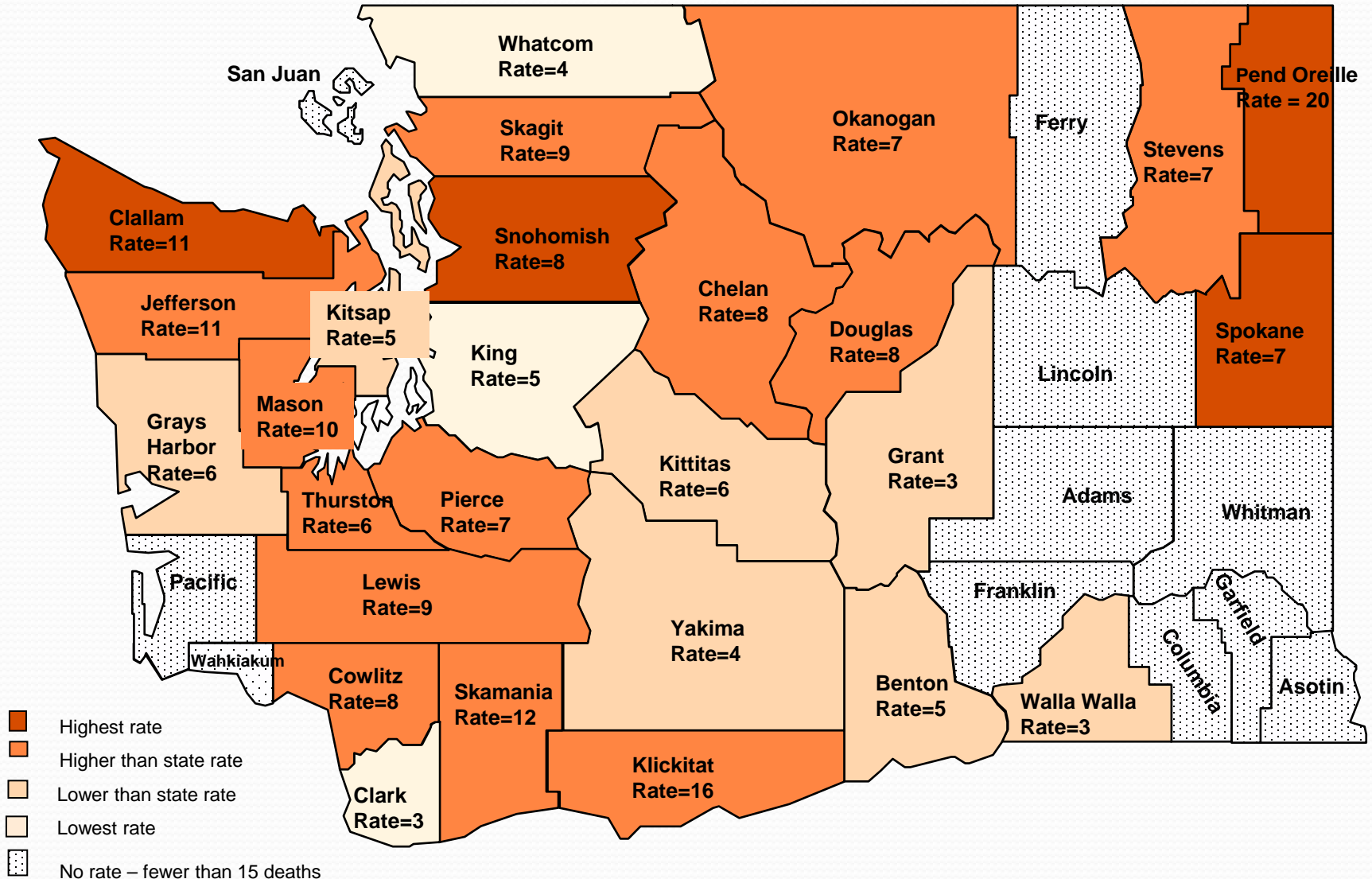
Unintentional Prescription Opioid Overdose Deaths Washington 1995-2012



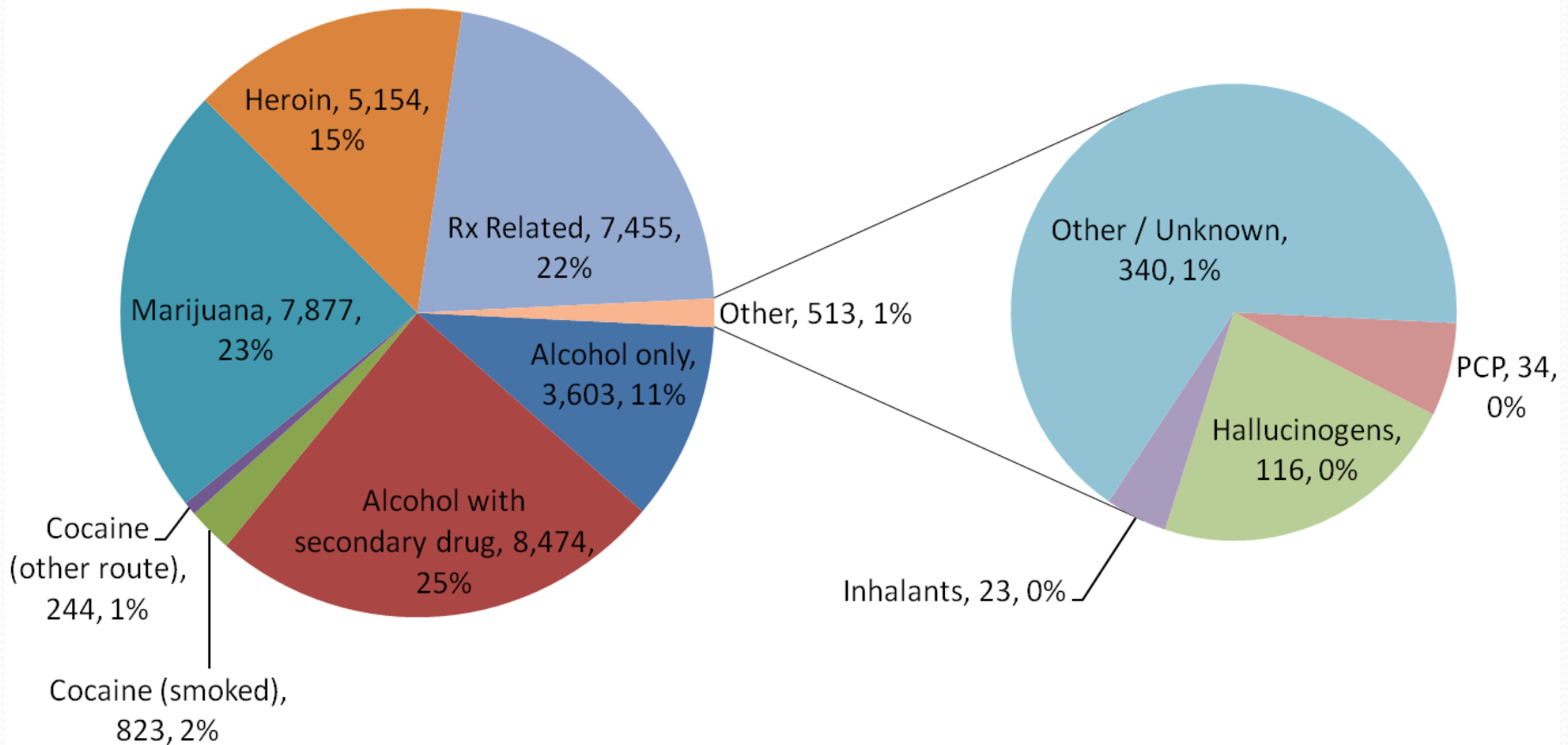
* Tramadol only deaths included in 2009, but not in prior years.

Source: Washington State Department of Health, Death Certificates

Rates of Prescription Opioid Involved Deaths by County of Residence, 2010-2012



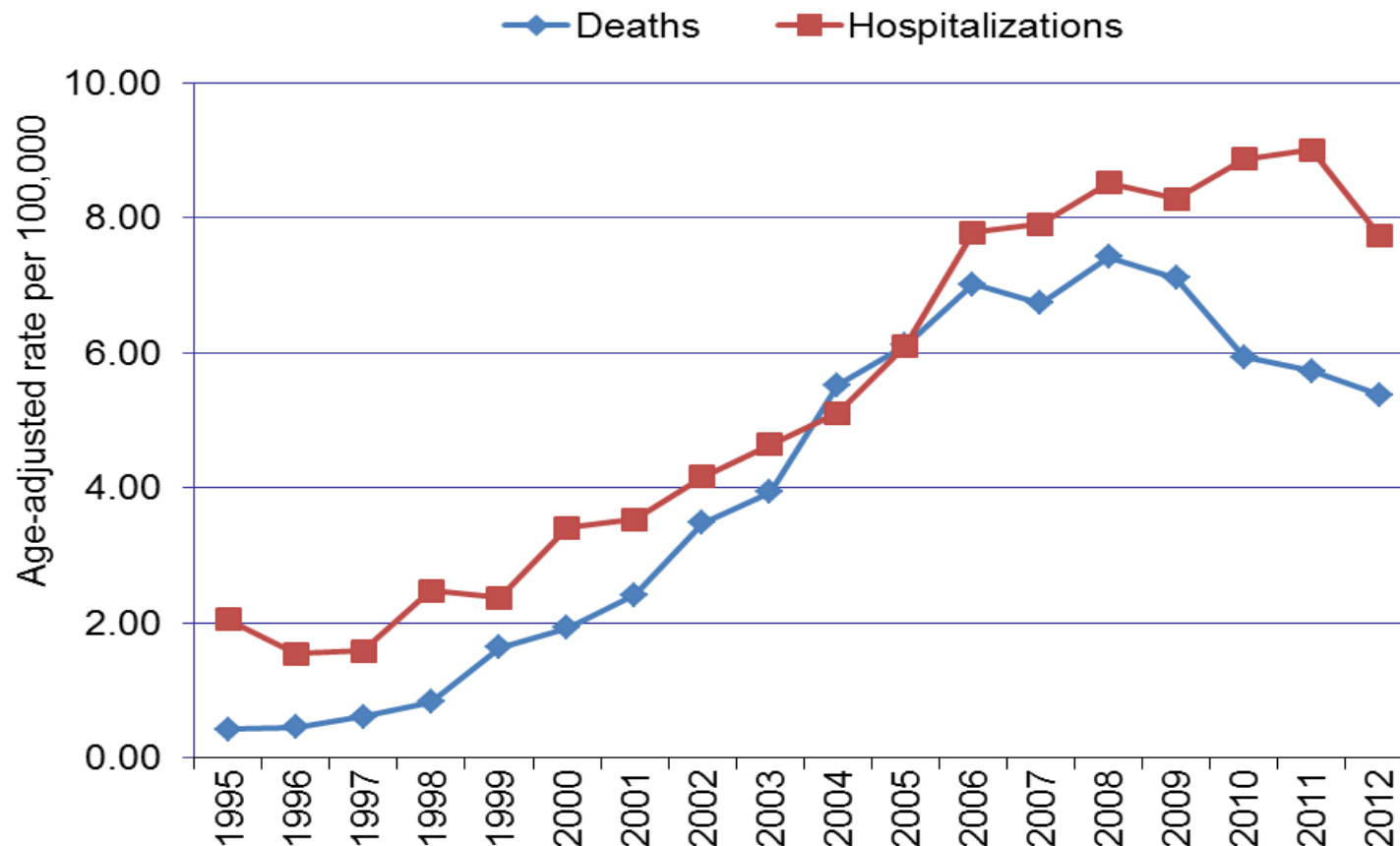
WA Treatment Admissions - 2012



* Substance Abuse Treatment Admissions by Primary Substance of Abuse – Treatment Episode Data Set

* Rx Related includes: Other Opiates, Amphetamines, Tranquilizers, & Sedatives

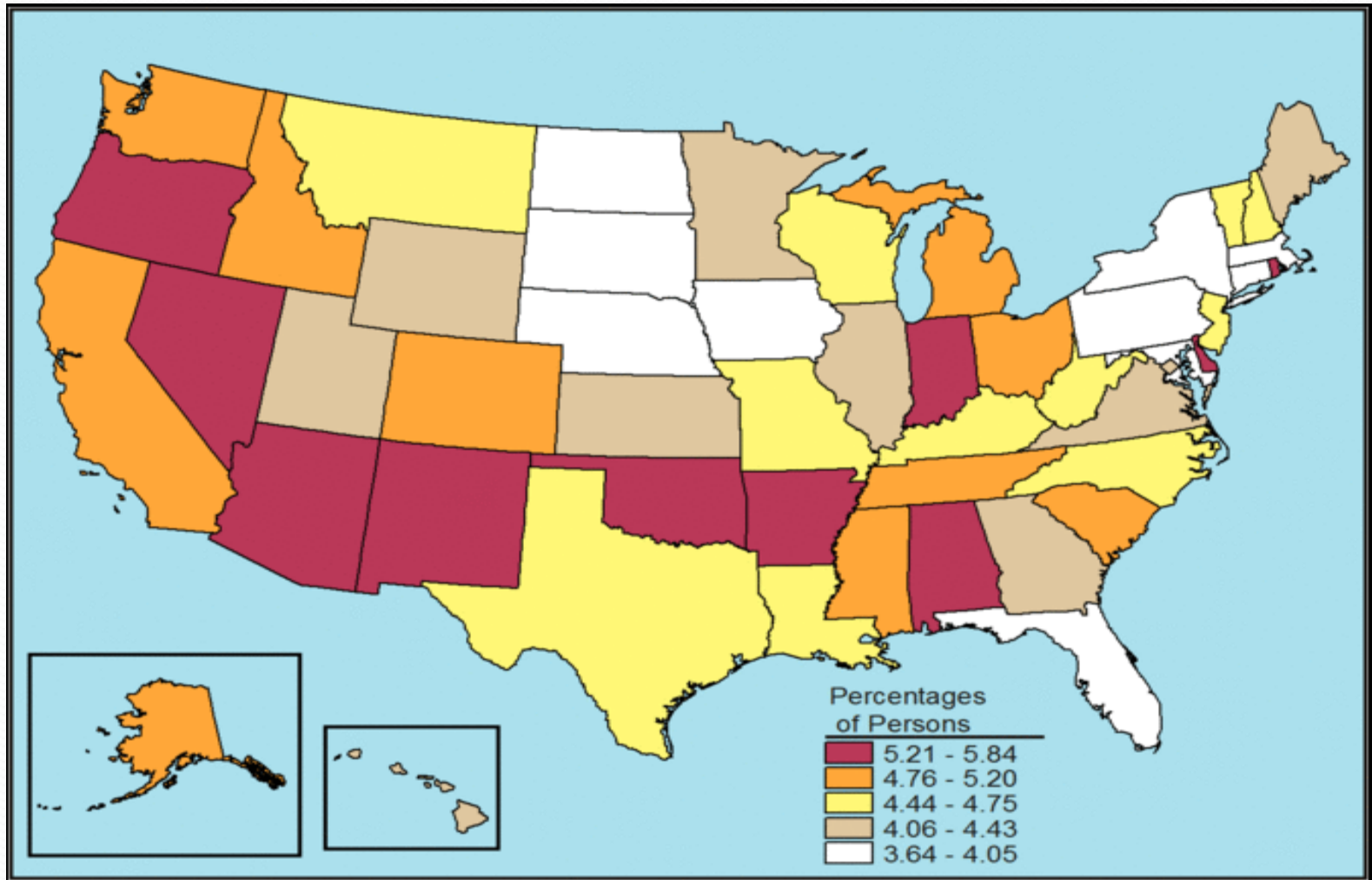
Prescription Opioid Involved Overdoses Washington State



Sources: Washington State Department of Health, Death
Certificates and Hospital Discharge Data

Nonmedical Use of Pain Relievers in the Past Year among Persons Aged 12 or Older, by State:

Percentages, Annual Averages Based on 2011 and 2012 NSDUHs



* National Household Survey on Drug Use and Health (NSDUH) – Substance Abuse and Mental Health Services Administration

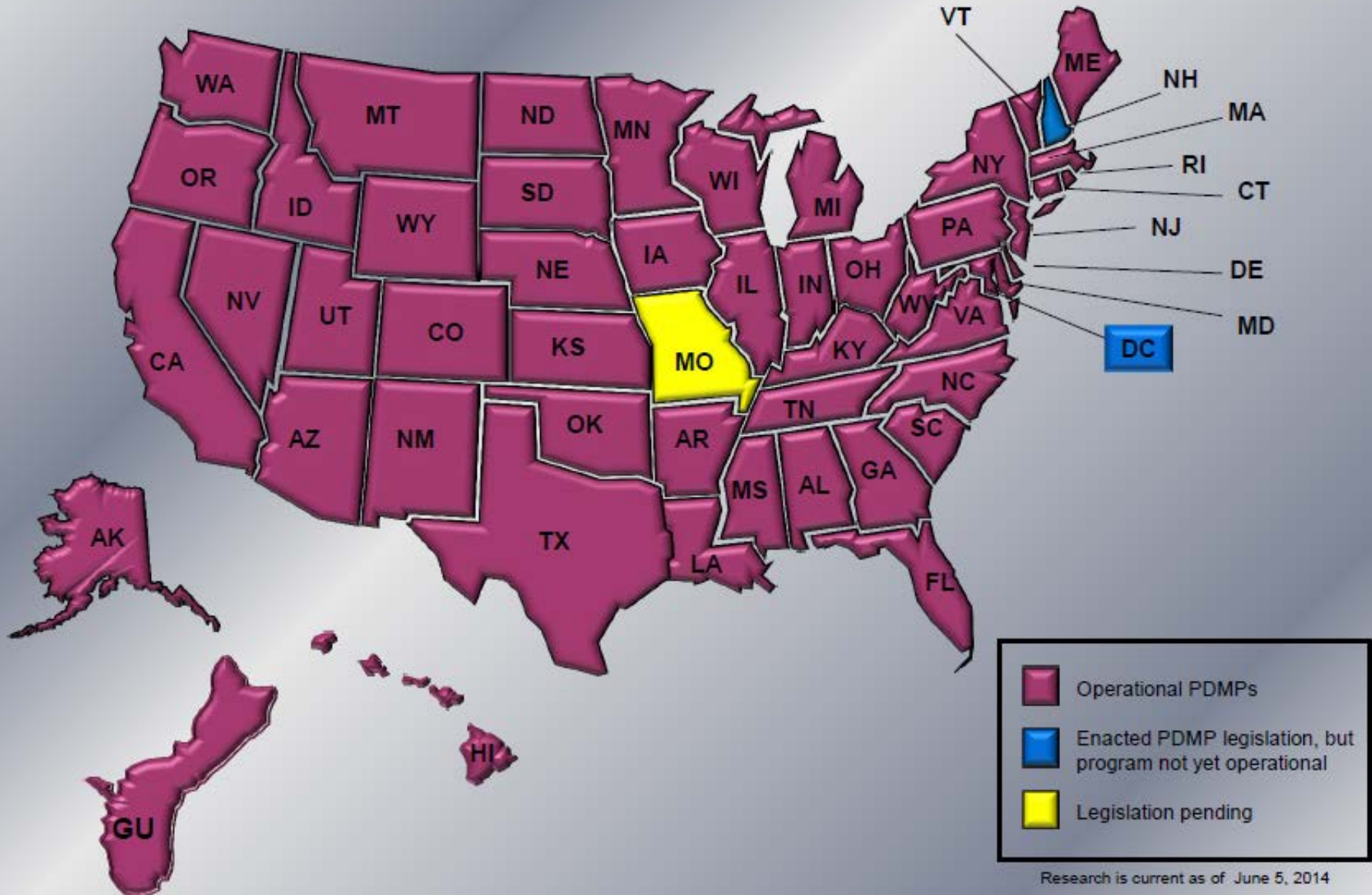
The PMP Solution- “An Overview”

- A PMP is a program designed to improve patient safety and protect public health with the goal of reducing overdose deaths, hospitalizations, and other related prescription drug abuse issues.
- Records for dispensing of controlled substances are submitted to a central database by pharmacies and other dispensers.
- Health providers and other authorized users are able to register for access, and once approved, can view information through a secure web portal.
- PMP information can help providers avoid duplicative prescribing and dangerous drug interactions; and help identify substance abuse or pain management issues.

PDMP Training & Technical Assistance Center

Status of Prescription Drug Monitoring Programs (PDMPs)

** To view PDMP Contact information, hover the mouse pointer over the state abbreviation*



Program Overview

WA Prescription Monitoring Program

History



- Legislation was passed in 2007 (RCW 70.225)
- Federal funding was obtained in October 2010 to start implementing the program
- Rules were adopted in July 2011 (WAC 246-470)
- DOH contracted with an application service provider for data collection and reporting in July 2011
- An additional federal award was obtained in October 2011 to finalize implementation

Implementation Schedule

2011

- Begin Data Collection – October 1
- Begin Mandatory Reporting – October 7
- Begin DOH/PMP Staff/Licensing Board Access – October 26
- Begin Oversight Agencies Access – November 15
- Begin *Pilot* Data Requestor Access – December 1

2012

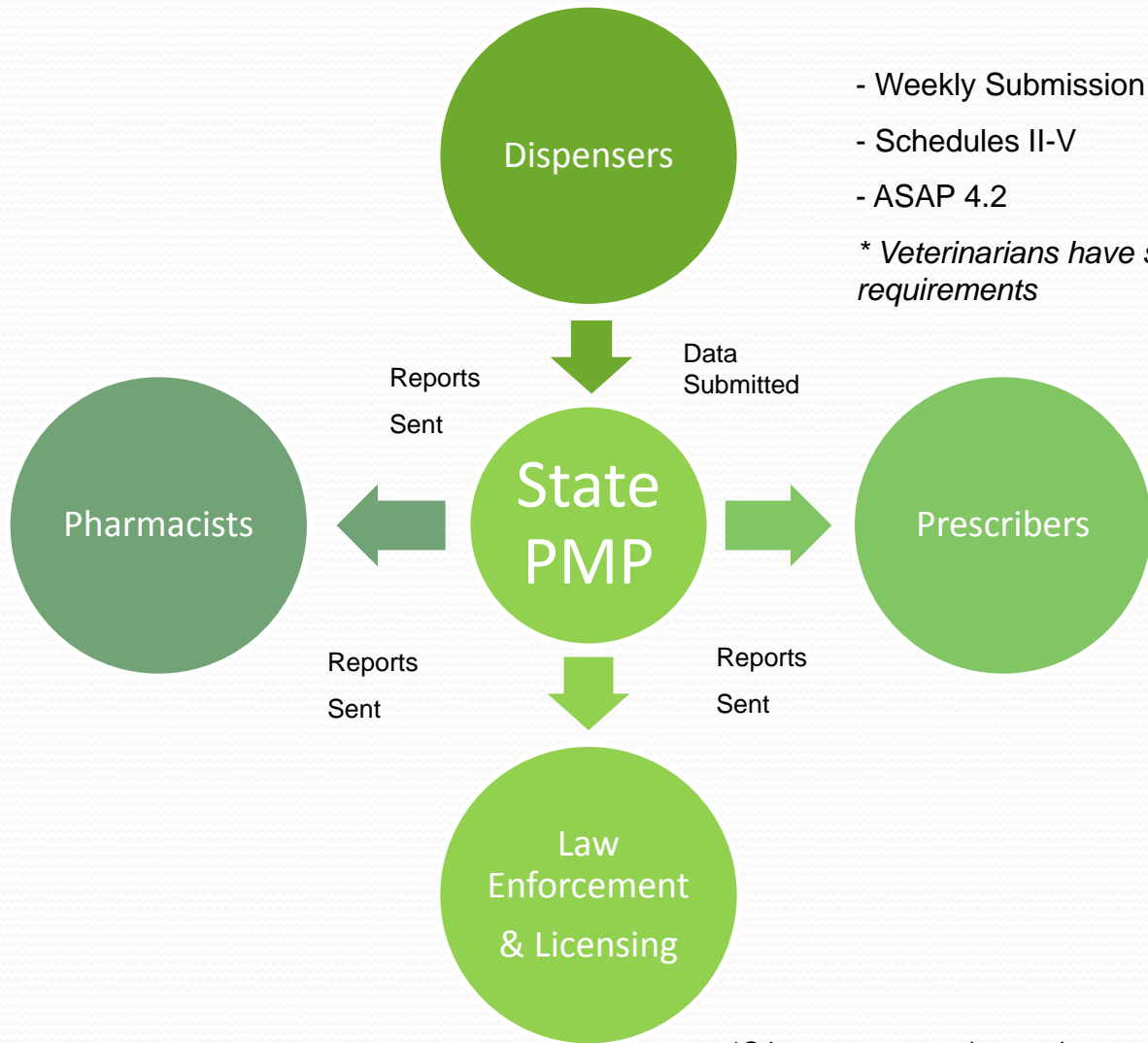
- Begin Data Requestor Access – January 4
- Begin Law Enforcement/Prosecutorial Agencies Access – February
- Begin Medical Examiners/Coroners Access – May
- Operations, Maintenance, Enhancements – ongoing

* Averaging over 900,000 records collected a month

DOH's Goals for Washington's PMP

- To give practitioners an added tool in patient care
- To allow practitioners to have more information at their disposal for making decisions
- To get those who are addicted into proper treatment
- To help stop prescription overdoses
- To educate the population on the dangers of misusing prescription drugs
- To make sure that those who do need scheduled prescription drugs receive them
- To curb the illicit use of prescription drugs

System Overview



- Weekly Submission
- Schedules II-V
- ASAP 4.2
- * Veterinarians have separate requirements*

*Other groups may also receive reports other than those listed

Who isn't required to submit data

- Practitioners who directly administer a drug
- A licensed wholesale distributor or manufacturer
- Prescriptions provided to patients receiving inpatient care at hospitals
- Pharmacies operated by the Department of Corrections (unless an offender is released with a dispensing)
- Veterans Affairs, Department of Defense or other federally operated pharmacies (Indian Health Services is now reporting voluntarily & Veterans Affairs should be soon)
- Opioid Treatment Programs

Who Has Access

- Prescribers & dispensers - in regards to their patients
- Licensing boards – in regards to investigations
- Individuals – in regards to any prescription dispensed to them
- DOH/Vendor – in regards to program operation
- Law Enforcement/Prosecutor – for bona fide specific investigations
- Medical Examiner/Coroner – cause of death determination
- HCA (Medicaid), L&I (Worker's Comp), DOC (Offenders)
- De-identified information may be provided for research and education

Master Acct. Registrations

- Pharmacist 3,888
- Medical Doctor 5,638
- Medical Limited 304
- Physician Fellowship 2
- Teaching/Research 2
- Osteopathic Physician 555
- Osteopathic Limited 38
- Physician Assistant 1,102
- Osteopathic Phys. Assist. 19
- Nurse Practitioner 1,657
- Dentist 1,193
- Dental Community Resident 0
- Dental UW Resident 2
- Dental Faculty 0
- Podiatric Physician 90
- Naturopathic Physician 56
- Optometrist 45
- Veterinarian 44

07/01/14 – 10,747 total prescribers registered (28.73% of DEA Registrants)

Sub-Account Registrations

- Chemical Dependency Prof. 13
- Med. Assistant Certified 342
- Med Assist. Hemodialysis 0
- Med Assist. Registered 13
- Med Assist. Phlebotomist 5
- Med Assist. Interim 8
- Licensed Practical Nurse 96
- Registered Nurse 554
- Nursing Assistant Reg. 15
- Nursing Assistant Cert. 9
- Dental Assistant 5
- Dental Hygienists 2
- Expanded Func. Dental Aux. 0
- Mental Health Counselor 7
- Marriage & Family Therapist 2
- Psychologist License 16
- Social Worker Advanced 9
- Social Worker Associate 5
- Counselor Agency Affiliated 3
- X-Ray Technician 2
- Athletic Trainer 1

07/01/14 – 1,116 total sub-accounts registered

Patient History Requests

CY 2012 Requests

- 319,050 by prescribers
- 55,308 by pharmacists
- 32,330 by prescriber sub-accounts
- Total: 406,688

CY 2013 Requests

- 362,705 by prescribers
- 298,174 by pharmacists
- 61,752 by prescriber sub-accounts
- Total: 722,631

Key Benefits for Prescribers/Pharmacists

- Prescription history of a current or a new patient
 - Check for addiction or undertreated pain
 - Check for misuse, multiple prescribers (coordinate care)
 - Check for drug interactions or other harm
 - Use reports for compliance with treatment contracts
- Prescription history of transactions linked to a DEA number
 - Check for fraudulent scripts
 - Regular monthly reporting



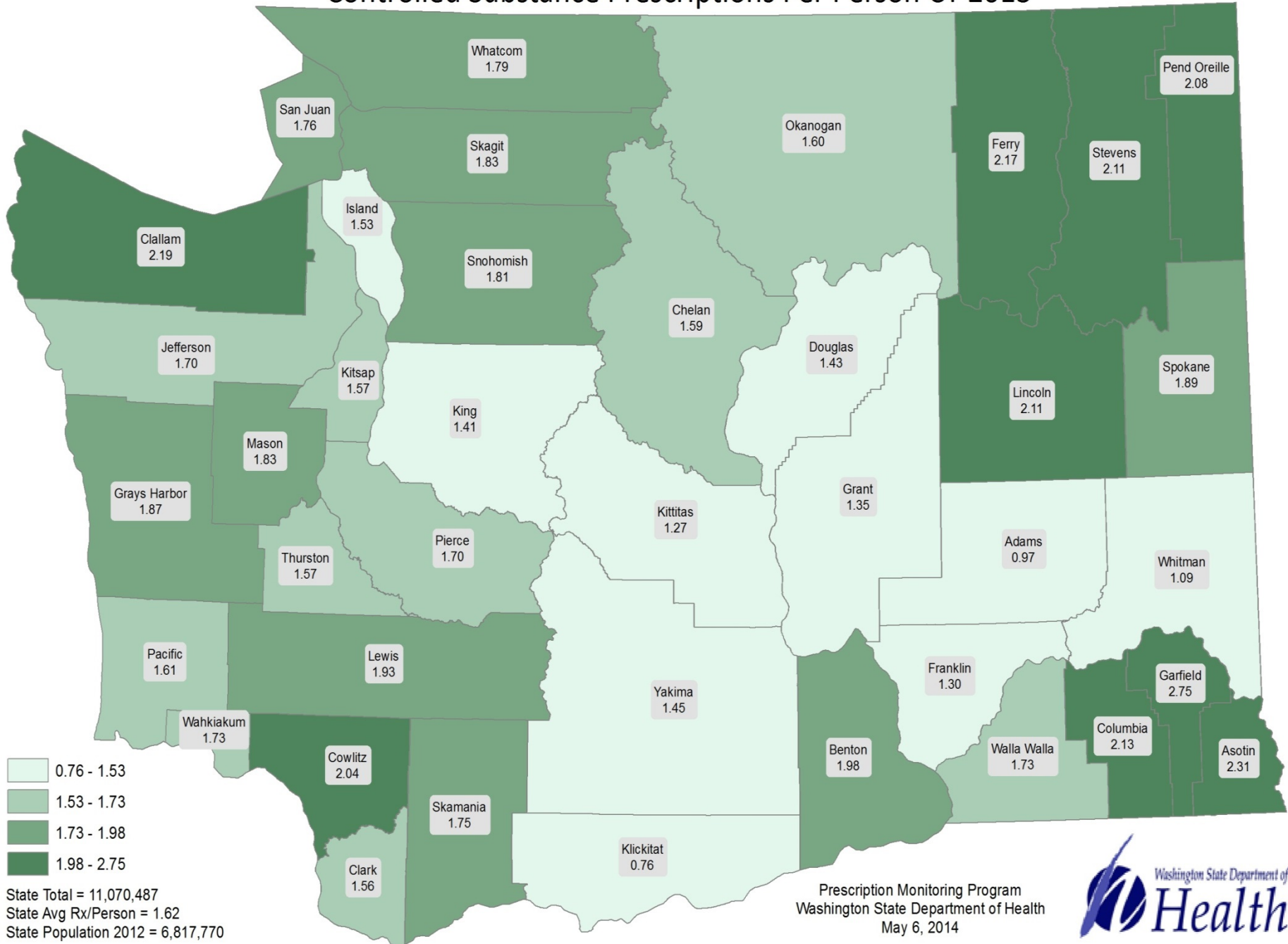
Customer Satisfaction Survey Comments

- “This has changed my practice as an ER Physician. No single thing in the last 10 years has had such a positive impact on my practice and my patients as this program, so thank you!”
- “I really am grateful to have the PMP active. It is absolutely essential for any Pain Management practice and essential for any physician prescribing controlled substances.”
- “I believe that this program has literally saved the lives of several of my patients. I have been floored by the number of narcotics dozens of teenaged girls have been obtaining (1500 to 2000 pills in 6 months). I have been able to have meaningful interventions with them and their families.”

Data update

WA Prescription Monitoring Program

Controlled Substance Prescriptions Per Person CY 2013



Top 10 Drugs by Rx Count (2012 to 2013)

01/01/2012-12/31/2012

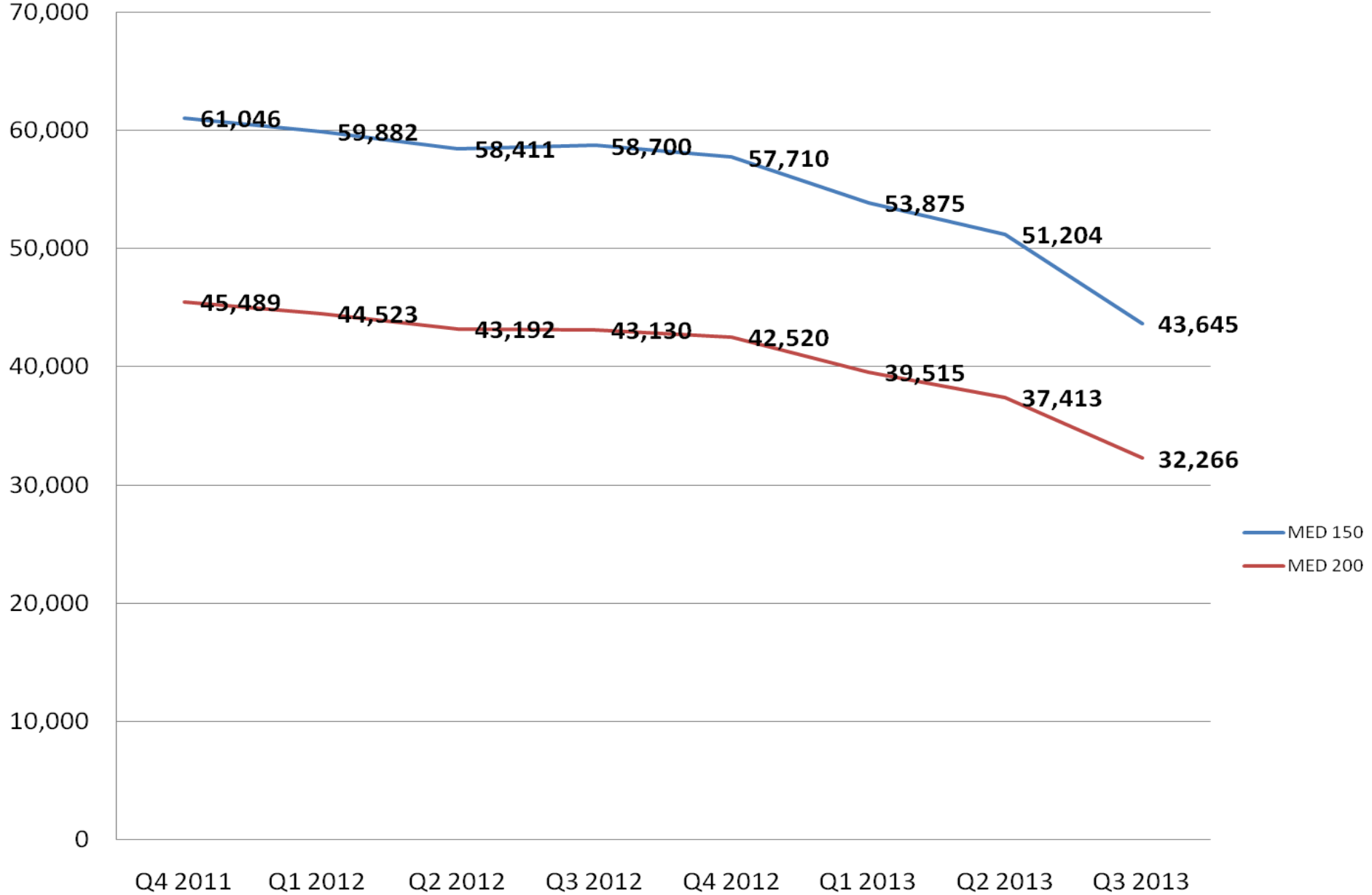
01/01/2013-12/31/2013

01/01/2012-12/31/2012			01/01/2013-12/31/2013		
Controlled Substance Generic Name	# of RXs	# of Recipients	Controlled Substance Generic Name	# of RXs	# of Recipients
1 HYDROCODONE /ACETAMINOPHEN	3,007,054	1,153,732	1 HYDROCODONE /ACETAMINOPHEN	2,814,288	1,109,338
2 OXYCODONE HCL	927,899	252,365	2 OXYCODONE HCL	962,909	271,387
3 OXYCODONE HCL/ACETAMINOPHEN	922,408	399,757	3 OXYCODONE HCL/ACETAMINOPHEN	854,344	375,630
4 ZOLPIDEM	916,823	225,108	4 ZOLPIDEM	834,515	204,446
5 ALPRAZOLAM	657,064	182,898	5 ALPRAZOLAM	638,556	180,613
6 LORAZEPAM	644,306	203,996	6 AMPHETAMINE	518,964	92,703
7 CLONAZEPAM	529,671	106,499	7 CLONAZEPAM	518,349	106,605
8 AMPHETAMINE	475,749	85,865	8 LORAZEPAM	457,689	158,821
9 METHYLPHENIDATE HCL	412,848	75,145	9 METHYLPHENIDATE HCL	414,548	76,226
10 MORPHINE SULFATE	333,717	65,950	10 MORPHINE SULFATE	328,015	66,173

2013 Residents w/ an CS Rx

- Any Controlled Substance – 2.3 million
- Pain Reliever – 1.59 million
- Tranquilizer – 543,000
- Sedative – 258,000
- Stimulant – 181,000

Patients w/ 2 or more Prescribers



Future enhancements

WA Prescription Monitoring Program

Health Information Exchange

- We have built the connection to our state HIE (OneHealthPort).
- In phase II:
 - Connection through the HIE to EHRs
 - Connection through the HIE to EDIE
- If you know of other organizations who would be interested in connecting this way please have them contact DOH

Interstate Data Sharing

- The technical components are now in place
- The next step will be putting into place data sharing agreements with state PMPs
- Once in place WA providers will be able to select additional states to request data from when using our system – on the RxSentry system.
- Next step national inter-hub exchange

UW PMP Evaluation Study

- Contract started 8/1/13 and runs to 9/30/14
- A de-identified data set has been provided to UW
- Analysis is underway

Community Health Profiles

- DOH used part of a 2012 BJA grant to hire a 1 year project position for an Epidemiologist
- This position is working to create state, county, and local level profiles from de-identified PMP data to assist DOH and our partners with seeing controlled substance use at various levels
- A LHJ workgroup has begun meeting to assist DOH with developing the profile measures

New Provider Interface

- Provide current users with information on new interface
- Provide current users with link to new videos
- The new interface went live August 25, 2014
- New features have been added like the ability to search multiple patients at once (up to 20 at once).
- New videos are available for training at www.doh.wa.gov/pmp

PROGRAM CONTACTS

- **Program Staff:**

- Chris Baumgartner, Program Director
- Gary Garrety, Operations Manager

- **Contact Info:**

- Phone: 360.236.4806
- Email: prescriptionmonitoring@doh.wa.gov
- Website: <http://www.doh.wa.gov/pmp>